

Auf der Gröb 2 c
83064 Raubling
Germany
Tel.: +49 (0)8035-9580448
Fax: +49 (0)8035-9580446
info@hernik.de • www.hernik.de

invoice / delivery address

Kom.:

☐ **Order**
☐ **Offer**

Rehab Car Seat **KIDSFLEX**



Exportprices

Release: 2023

BASIC

	size 1	size 2	size 2XL
altura total	74 cm	80 cm	90 cm
crown height	67 cm	73 cm	82 cm
back height NEW!	37 - 51 cm	41 - 57 cm	47 - 65 cm
seat width	31 cm	35 cm	40 cm
seat depth (adjustable)	28 - 33 cm	34 - 39 cm	40 - 46 cm
lateral support height (small)	26 - 36 cm	26 - 36 cm	34 - 44 cm
lateral support height (large)	30 - 40 cm	30 - 40 cm	38 - 48 cm
distance of lateral supports	16 - 28 cm	19 - 32 cm	24 - 37 cm
weight	8,2 kg	8,9 kg	12,3 kg
capacity	22 kg	36 kg	75 kg

common information (standard):

- seat depth adjustable
- headrest included (longer backrest)
- upholstery & cover
- backrest angle adjustable
- 5-point-harness with upholstery
- frame to fix a footrest, clamp bow or ISOFIX
- Crash tested according to ECE 44, ECE R16, ECE R14
- TÜV Product Service EN 12182 and DIN EN 1021


☐ size 1
Black/Red
(300000-E1)

☐ size 1
Black/Blue
(300000-E2)

☐ size 2
Black/Red
(310000-E1)

☐ size 2
Black/Blue
(310000-E2)

☐ size 2XL
Black/Grey
(310000-E-XL)

☐ Individual Dimensions - proceed to page 3 (310000-E-SB)


belt guide*:

- ☐ LEFT
- ☐ RIGHT

*please choose ONE of them

- ☐ wider hip cushions (SW -4 cm)
(300850-E)

fittings for the different needs
☐ head support, soft

(300050-E)


☐ head support „Kick-Back“
with aluminum frame

(300025-E)


☐ head fixation
(300630-E)

NEW!

leg support

☐

left
(300350-E)

☐

right
(300355-E)


abduction block, removable

☐ size 1
(300400-E)

☐ size 2
(310400-E)

☐ size 2XL
(310400-E-XL)


foot rest, height and angle adjustable

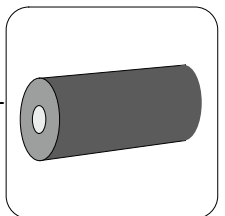
☐ size 1
(300450-E)

☐ size 2 und 2XL
(310450-E)

☐ swing up
(300452-E)


foot roll, height and angle adjustable

☐ size 1
(300455-E)

☐ size 2 und 2XL
(310455-E)

trunk supports, small
(height: 11 cm, depth: 14 cm)

☐ fix
(300500-E)

☐ swing away
(300505-E)

trunk supports, large
(height: 21 cm, depth: 16 cm)

☐ fix
(300510-E)

☐ swing away
(300515-E)


shoulder supports


☐ (300700-E)

 fittings frame

swivel base

☐ size 1, 2, 2XL
(300200-E)

☐ RIGHT

☐ LEFT


fastener

(independent of the direction of rotation)

☐ inside
(standard)

☐ outside
(300220-E)

angular adjustment (0° - 10°)

☐ size 1
(300100-E)

☐ size 2
(310100-E)

☐ size 2XL
(310100-E-XL)


extra angular adjustment (10° - 20°)

☐ Gr. 1
(300105-E)

☐ Gr. 2
(310105-E)

☐ Gr. 2XL
(310105-E-XL)


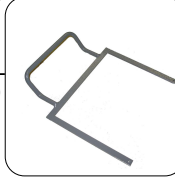
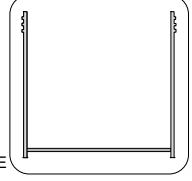

☐ Sandwich-Base (mounted under the base board) (300790-E)

Useful in the following situations:

- with very sporty shaped car seats, in order to compensate for the recess there. This results in a more stable position and more freedom of movement when using the swivel adapter.
- with car Isofix brackets that are very far inside to allow nevertheless contact with the car's backrest and the IPAI-NXT (the ISOFIX adapter sits in the sandwich base)
- approx. 1.5 kg additional weight

NEW!

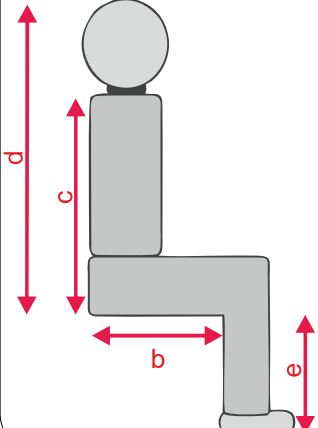
fittings for car installation

ISOFIX adapter <input type="checkbox"/> size 1 (300575-E) <input type="checkbox"/> size 2 +2XL (310575-E) 	clamp bow (when there's no ISOFIX) <input type="checkbox"/> size 1 (300550-E) <input type="checkbox"/> size 2 +2XL (310550-E) 	outrigger* <input type="checkbox"/> (310453-E)  <small>*300450-E or 310450-E necessary!</small>	additional belt guide (on the other side) <input type="checkbox"/> (300075-E) 
---	---	---	--

 fittings security

security tray <input type="checkbox"/> size 1 (300600-E) <input type="checkbox"/> size 2 (310600-E) <input type="checkbox"/> size 2XL (310600-E-XL) 	security pad for the buckle with snap fastener <input type="checkbox"/> size 1, 2, 2XL (300650-E)  <small>The buckle gets invisible for the child thanks to an additional pocket!</small>	NEW! security pad for the buckle with magnetic lock <input type="checkbox"/> size 1, 2, 2XL (300655-E)  															
protection mat (to protect the original seats of the car) <input type="checkbox"/> (300780-E) 	individual colors for the cushions (300800-E) <small>[one X means single-colored, two X means bicolored]</small> <table border="0"> <thead> <tr> <th></th> <th>inside</th> <th>outside</th> </tr> </thead> <tbody> <tr> <td><input type="checkbox"/> red</td> <td><input type="checkbox"/></td> <td><input type="checkbox"/></td> </tr> <tr> <td><input type="checkbox"/> blue</td> <td><input type="checkbox"/></td> <td><input type="checkbox"/></td> </tr> <tr> <td><input type="checkbox"/> black</td> <td><input type="checkbox"/></td> <td><input type="checkbox"/></td> </tr> <tr> <td><input type="checkbox"/> grey</td> <td><input type="checkbox"/></td> <td><input type="checkbox"/></td> </tr> </tbody> </table>		inside	outside	<input type="checkbox"/> red	<input type="checkbox"/>	<input type="checkbox"/>	<input type="checkbox"/> blue	<input type="checkbox"/>	<input type="checkbox"/>	<input type="checkbox"/> black	<input type="checkbox"/>	<input type="checkbox"/>	<input type="checkbox"/> grey	<input type="checkbox"/>	<input type="checkbox"/>	belt to connect the chest straps (to improve the position of the belt in front of the breast) <input type="checkbox"/> (300640-E) 
	inside	outside															
<input type="checkbox"/> red	<input type="checkbox"/>	<input type="checkbox"/>															
<input type="checkbox"/> blue	<input type="checkbox"/>	<input type="checkbox"/>															
<input type="checkbox"/> black	<input type="checkbox"/>	<input type="checkbox"/>															
<input type="checkbox"/> grey	<input type="checkbox"/>	<input type="checkbox"/>															

 individuality

<input type="checkbox"/> Individual Dimensions (310000-E-SB) The expense allowance is always calculated individually depending on the desired measurements Therefore ALWAYS request a quotation. (max. load: 75 kg; cover colour: grey-black) 	<input type="checkbox"/> Patient dimensions: a (seat width): _____ b (seat depth): _____ c (back height): _____ d (crown height): _____ e (lower leg length): _____ f (thorax width): _____ <input type="checkbox"/> Frame dimensions: a (seat width): _____ b (seat depth): _____ c (back height): _____ d (crown height): _____	<input type="checkbox"/> fabric, per running metre (300000-X) <input type="checkbox"/> red (-B) _____ m <input type="checkbox"/> blue (-D) _____ m <input type="checkbox"/> black (-C) _____ m <input type="checkbox"/> grey (-E) _____ m <input type="checkbox"/> without cover (300000-OP), [- € PR] <input type="checkbox"/> integration of a seat shell (300940-E) <input type="checkbox"/> cover for a seat shell (300810-E)
--	--	--