

invoice / delivery address

Reference:

Order

Offer

Rehab Car Seat **IPAI^{MAX}**

Exportprices **Release: 2025**

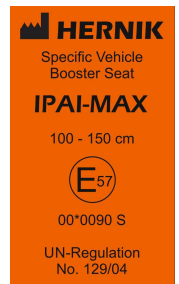
BASIC

Details:

	IPAI-MAX WITHOUT extra cushion	IPAI-MAX WITH extra cushion
SEAT WIDTH (pelvis)	32 cm	26 cm
SEAT WIDTH (knee)	38 cm	38 cm
SEAT DEPTH	33 cm	30 cm
BACK HEIGHT	41 - 56 cm	38 - 53 cm
CROWN HEIGHT	59 - 76 cm	56 - 73 cm
HEIGHT LATERALS	24 - 36 cm	21 - 33 cm
DISTANCE LATERALS	15 - 22 cm	
angle	80° - 120°	
total height	71 - 88 cm	
total width	44 cm	
total depth	44 cm	
weight	from 8,0 kg	

common information (standard):

- crash tested according to ECE-R129/03
- 5-point-harness with upholstery, height adjustable
- belt mechanics installed into the front of the seat
- solid aluminium board, including the mechanism to recline the backrest stepless
- head rest height adjustable, including belt guides
- additional upholstery (20 mm) for the back & headrest
- ISOFIX adapter or clamp bow integrated in base board



Technische Änderungen und Druckfehler vorbehalten.

IPAI-MAX red-black
(450000-E1)



IPAI-MAX grey-black
(450000-E2)



accessory that makes the base board NECESSARY


BASE BOARD

Necessary for the options below;
incl. ISOFIX adapter or clamp bow



ISOFIX

(450000-BE1)



(450000-BEK)



swivel base

(450200-E)

right

left



angular adjustment (5° - 20°)

(450100-E)



Conversion set

from ISOFIX adapter
to clamp bow
(450020-E)


from clamp bow to
ISOFIX adapter
(450030-E)

foot rest

(450450-E)

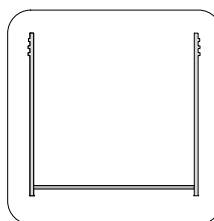


swing up*
(450452-E)



*450450-E necessary!

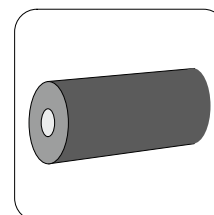
outrigger*
(450453-E)



*450450-E necessary!

foot roll

(450455-E)



further options

protection mat

(to protect the original seats of the car)

(450780-E)



security pad for the buckle

with snap fastener
(450650-E)



with magnetic lock
(450655-E)



extra cushions

<input type="checkbox"/> back cushion (450700-E)	<input type="checkbox"/> seat cushion (450720-E)	<input type="checkbox"/> head upholstery, left & right (450740-E)	<input type="checkbox"/> head upholstery, behind (450750-E)	<input type="checkbox"/> upper body upholstery, pair (450710-E)	<input type="checkbox"/> hip upholstery, pair (450730-E)
reduces seatdepth ~3 cm	reduces back height ~3 cm	head rest gets more tight ~5 cm	head comes 2 cm forward	reduction of back width ~6 cm	reduction of seat width ~6 cm

fittings for stabilization

<input type="checkbox"/> abduction block, removable (450400-E)	<input type="checkbox"/> head fixation (450630-E)	<input type="checkbox"/> security tray (450600-E)	<input type="checkbox"/> side supports, pair, adjust. in height, depth, width (450800-E)
<input type="checkbox"/> seatdepth adapter (450850-E)	<input type="checkbox"/> lateral support (450810-E)	<input type="checkbox"/> belt to connect the chest straps (450640-E)	

Notes

.....

.....

.....

.....